











Indiana University
School of Social Work

Implicit Curriculum Report – 2013
(IUPUI, IUB, IUE, IUSB, IUN and MSW Direct)



What program are you enrolled in during the 2012 - 2013 academic year?

#	Answer	Bar	Response	%
1	BSW		182	36.92%
2	MSW		299	60.65%
3	MSW Direct Online		12	2.43%
	Total		493	100.00%




Please indicate through which campus you enroll in your courses.

#	Answer	Bar	Response	%
1	IUPUI (Indianapolis, Fort Wayne, New Albany)		330	67.35%
2	IU Bloomington		45	9.18%
3	IU South Bend		37	7.55%
4	IU Northwest (Gary)		58	11.84%
5	IU East (Richmond)		20	4.08%
	Total		490	100.00%

Have you contacted your advisor during the current academic year?

#	Answer	Bar	Response	%
1	Yes		403	81.58%
2	No		91	18.42%
	Total		494	100.00%

Gender:

#	Answer	Bar	Response	%
1	Male		45	12.30%
2	Female		319	87.16%
3	Other		2	0.55%
	Total		366	100.00%

Program Performance

Annual Educational Climate Survey 2013 - IUPUI, IUB, IUE, IUSB, IUN & MSW Direct (BSW and MSW Programs)

Using the scale below, please rate how well your current social work program's performance has met your expectations during the past academic year:

Annual Educational Climate Survey													
#	Question	Completely unacceptable performance 1	2	Minimally acceptable performance 3	4	Generally acceptable performance 5	6	Good level of performance 7	8	Excellent level of performance 9	Don't know / Does not Apply to me 10	Total Responses (Subtracting #10)	Mean
1	Classroom learning environments that support respect for all persons. <i>Only BSW and MSW students received this question.</i>	5	1	8	11	29	13	76	67	178	2	388	7.65
2	Learning environments that support respect for all persons. <i>Only MSW Direct students received this question.</i>							5	1	5		11	8.00
3	Experiences outside the classroom that enhance learning.	9	6	13	12	56	31	79	66	115	14	387	6.95
4	Faculty/staff respect for diversity when dealing with students.	5	7	13	16	17	22	59	81	172	8	392	7.52
5	Provision of clear instructions for the admissions process.	9	5	12	10	38	26	67	71	138	25	376	7.23
6	Information about the continuum between BSW and MSW Programs and opportunities for admission with Advanced Standing. <i>Only BSW students received this question.</i>	4	3	12	11	18	13	24	17	34	8	136	6.38
7	Use of clear policies about student terminations from the Program.	14	6	15	13	39	35	59	54	103	62	338	6.80
8	Accessibility of academic advising.	14	18	20	23	46	24	48	58	130	15	381	6.68
9	Provision of feedback about my academic performance.	7	8	14	23	47	30	73	80	109	8	391	6.92
10	Accessibility of information about grade appeals.	13	10	29	17	47	20	42	39	51	130	268	6.00
11	Accessibility of information about grievances.	20	14	26	29	41	22	32	33	44	132	261	5.61

12	Student involvement in curriculum development.	27	25	54	33	36	28	35	36	51	72	325	5.26
13	Student involvement in academic policy development.	27	27	56	29	35	28	32	26	36	96	296	4.95
14	Program support of the student organization.	12	13	22	13	48	21	51	36	72	105	288	6.30
15	Faculty teaching that models behaviors of professional social workers.	11	7	15	8	39	25	71	64	149	4	389	7.19
16	Continuous improvement of the Program to meet new challenges.	15	10	23	25	45	41	65	56	93	21	373	6.47
17	Sufficient physical space to promote learning. <i>Only BSW and MSW students received this question.</i>	13	7	20	15	54	38	64	65	104	4	380	6.71
18	Sufficient physical space to promote student involvement in the program. <i>Only BSW and MSW students received this question.</i>	13	7	23	17	46	36	70	62	100	9	374	6.67
19	Sufficient technology to promote learning. <i>Only MSW Direct students received this question.</i>					1	2	4	2	2		11	7.18
20	Sufficient technology to facilitate student involvement in the program. <i>Only MSW Direct students received this question.</i>					2	1	3	3	2		11	7.18
21	Provision of timely information about scholarships. <i>Only BSW and MSW students received this question.</i>	9	12	23	20	44	36	70	67	85	28	366	6.58
22	Provision of career counseling to students.	17	17	31	26	52	35	55	42	62	45	337	5.93
23	Level to which the New Student Orientation prepares students for academic expectations.	22	15	40	35	48	31	44	37	58	64	330	5.65
24	Level to which the New Student Orientation prepares students for expected professional behaviors.	8	9	22	16	45	29	82	62	91	32	364	6.71

Program Performance

Annual Educational Climate Survey-2013 - IUPUI, IUB, IUE, IUSB, IUN & MSW Direct

BSW/MSW Program Performance Statistics	Min Value	Max Value	Mean	Variance	Standard Deviation	Total Responses	Total Respondents
Classroom learning environments that support respect for all persons. <i>Only BSW and MSW students received this question.</i>	1	9	7.65	3.04	1.74	388	388
Learning environments that support respect for all persons. <i>Only MSW Direct students received this question.</i>	7	9	8.00	1.00	1.00	11	11
Experiences outside the classroom that enhance learning.	1	9	6.95	4.07	2.02	387	387
Faculty/staff respect for diversity when dealing with students.	1	9	7.52	3.73	1.93	392	392
Provision of clear instructions for the admissions process.	1	9	7.23	4.03	2.01	376	376
Information about the continuum between BSW and MSW Programs and opportunities for admission with Advanced Standing. <i>Only BSW students received this question.</i>	1	9	6.38	5.16	2.27	136	136
Use of clear policies about student terminations from the Program.	1	9	6.80	4.91	2.22	338	338
Accessibility of academic advising.	1	9	6.68	5.86	2.42	381	381
Provision of feedback about my academic performance.	1	9	6.92	4.14	2.03	391	391
Accessibility of information about grade appeals.	1	9	6.00	5.69	2.38	268	268
Accessibility of information about grievances.	1	9	5.61	6.29	2.51	261	261
Student involvement in curriculum development.	1	9	5.26	6.76	2.60	325	325
Student involvement in academic policy development.	1	9	4.95	6.42	2.53	296	296
Program support of the student organization.	1	9	6.30	5.65	2.38	288	288
Faculty teaching that models behaviors of professional social workers.	1	9	7.19	4.41	2.10	389	389
Continuous improvement of the Program to meet new challenges.	1	9	6.47	5.19	2.28	373	373
Sufficient physical space to promote learning. <i>Only BSW and MSW students received this question.</i>	1	9	6.71	4.75	2.18	380	380
Sufficient physical space to promote student involvement in the program. <i>Only BSW and MSW students received this question.</i>	1	9	6.67	4.84	2.20	374	374
Sufficient technology to promote learning. <i>Only MSW Direct students received this question.</i>	5	9	7.18	1.56	1.25	11	11
Sufficient technology to facilitate student involvement in the program. <i>Only MSW Direct students received this question.</i>	5	9	7.18	1.96	1.40	11	11
Provision of timely information about scholarships. <i>Only BSW and MSW students received this question.</i>	1	9	6.58	4.73	2.18	366	366
Provision of career counseling to students.	1	9	5.93	5.69	2.38	337	337
Level to which the New Student Orientation prepares students for academic expectations.	1	9	5.65	6.11	2.47	330	330
Level to which the New Student Orientation prepares students for expected professional behaviors.	1	9	6.71	4.45	2.11	364	364

Advisor Performance

Annual Educational Climate Survey 2013 - IUPUI, IUB, IUE, IUSB, IUN, MSW Direct

Using the scale below, please rate how well your current social work program advisor's performance has met your expectations during the past academic year:









Annual Educational Climate Survey													
#	Question	Completely unacceptable performance 1	2	Minimally acceptable performance 3	4	Generally acceptable performance 5	6	Good level of performance 7	8	Excellent level of performance 9	Don't know / Does not Apply to me 10	Total Responses (Subtracting #10)	Mean
1	Clarity of information provided by my advisor.	13	8	22	11	43	21	38	34	107	4	297	6.67
2	Presentation of any options for the order of my coursework.	12	11	20	21	31	28	43	40	80	15	286	6.44
3	Provision of information about any consequences for my choices on the order of my coursework.	9	10	26	13	38	28	39	37	78	22	278	6.43
4	Information provided to me within a reasonable amount of time.	10	11	28	21	35	23	44	39	82	6	293	6.39
5	Variety of ways in which I can communicate with my advisor.	8	4	20	13	36	17	47	41	109	6	295	6.94
6	Advisor's knowledge of the curriculum.	7	5	9	5	34	14	44	43	129	11	290	7.35
7	Advisor's knowledge of campus services.	8	4	10	7	38	15	27	44	107	39	260	7.15
8	Advisor's information to me about sources for financial aid information.	12	9	23	14	30	13	25	32	73	67	231	6.37
9	Advisor's knowledge about services available for disabling conditions.	5	3	6	3	21	8	12	16	55	171	129	6.98
10	Advisor's knowledge of career exploration ideas after graduation.	11	8	18	12	33	12	32	27	77	69	230	6.52
11	Accuracy of information provided by my advisor.	13	8	11	11	37	11	39	42	108	18	280	6.92

Advisor Performance







Annual Educational Climate Survey-2013 - IUPUI, IUB, IUE, IUSB, IUN & MSW Direct

BSW/MSW Advisor Performance Statistics	Min Value	Max Value	Mean	Variance	Standard Deviation	Total Responses	Total Respondents
Clarity of information provided by my advisor.	1	9	6.67	5.88	2.43	297	297
Presentation of any options for the order of my coursework.	1	9	6.44	5.75	2.40	286	286
Provision of information about any consequences for my choices on the order of my coursework.	1	9	6.43	5.58	2.36	278	278
Information provided to me within a reasonable amount of time.	1	9	6.39	5.79	2.41	293	293
Variety of ways in which I can communicate with my advisor.	1	9	6.94	4.97	2.23	295	295
Advisor's knowledge of the curriculum.	1	9	7.35	4.29	2.07	290	290
Advisor's knowledge of campus services.	1	9	7.15	4.80	2.19	260	260
Advisor's information to me about sources for financial aid information.	1	9	6.37	6.59	2.57	231	231
Advisor's knowledge about services available for disabling conditions.	1	9	6.98	5.52	2.35	129	129
Advisor's knowledge of career exploration ideas after graduation.	1	9	6.52	6.19	2.49	230	230
Accuracy of information provided by my advisor.	1	9	6.92	5.64	2.38	280	280



Ethnicity (Mark all that apply):

#	Answer	Bar	Response	%
1	Native North American/First Nation		8	2.25%
2	Asian or Pacific Islander		8	2.25%
3	African Descent/Black (not Hispanic/Latino/a)		51	14.33%
4	Chicano/Mexican		9	2.53%
5	Puerto Rican		3	0.84%
6	Other Hispanic/Latino/a		11	3.09%
7	European/Caucasian (not Hispanic/Latino/a)		270	75.84%
8	Other		21	5.90%
	Total		381	100.00%

Marital Status

#	Answer	Bar	Response	%
1	Single		171	46.98%
2	Married		148	40.66%
3	Divorced		25	6.87%
4	Separated		4	1.10%
5	Widowed		2	0.55%
6	Other		14	3.85%
	Total		364	100.00%

Employed While Enrolled in IUSSW

#	Answer	Bar	Response	%
1	Yes		259	70.77%
2	No		107	29.23%
	Total		366	100.00%