










Indiana University  
School of Social Work

Implicit Curriculum Report – 2014  
(IUPUI, IUB, IUE, IUSB and MSW Direct)



**What program are you enrolled in during the 2013 - 2014 academic year?**

#	Answer	Bar	Response	%
1	BSW		177	37.50%
2	MSW		243	51.48%
3	MSW Direct Online		52	11.02%
	Total		472	100.00%




**Please indicate through which campus you enroll in your courses.**

#	Answer	Bar	Response	%
1	IUPUI (Indianapolis, Fort Wayne, New Albany)		326	69.07%
2	IU Bloomington		40	8.47%
3	IU South Bend		78	16.53%
4	IU Northwest (Gary)		0	0.00%
5	IU East (Richmond)		28	5.93%
	Total		472	100.00%

## Have you contacted your advisor during the current academic year?

#	Answer	Bar	Response	%
1	Yes		350	74.31%
2	No		121	25.69%
	Total		471	100.00%

## Gender:

#	Answer	Bar	Response	%
1	Male		51	13.60%
2	Female		320	85.33%
3	Other		4	1.07%
	Total		375	100.00%

## Program Performance

### Annual Educational Climate Survey - IUPUI, IUB, IUE, IUSB, MSW Direct (BSW and MSW Programs)

Using the scale below, please rate how well your current social work program's performance has met your expectations during the past academic year:

Annual Educational Climate Survey													
#	Question	Completely unacceptable performance 1	2	Minimally acceptable performance 3	4	Generally acceptable performance 5	6	Good level of performance 7	8	Excellent level of performance 9	Don't know / Does not Apply to me 10	Total Responses (Subtracting #10)	Mean
1	Classroom learning environments that support respect for all persons. <i>Only BSW and MSW students received this question.</i>	3	5	6	16	20	17	66	80	135	4	348	7.51
2	Learning environments that support respect for all persons. <i>Only MSW Direct students received this question.</i>	0	0	3	0	0	0	11	10	20	1	44	7.86
3	Experiences outside the classroom that enhance learning.	4	6	13	19	46	27	85	67	113	18	380	7.03
4	Faculty/staff respect for diversity when dealing with students.	1	8	4	7	25	13	43	82	141	5	324	7.67
5	Provision of clear instructions for the admissions process.	8	2	10	17	35	38	60	94	109	22	373	7.15
6	Information about the continuum between BSW and MSW Programs and opportunities for admission with Advanced Standing. <i>Only BSW students received this question.</i>	2	4	11	9	21	9	18	29	30	6	133	6.51
7	Use of clear policies about student terminations from the Program.	10	3	8	13	25	25	69	70	100	70	323	7.15
8	Accessibility of academic advising.	12	20	14	22	41	35	70	53	117	10	384	6.68
9	Provision of feedback about my academic performance.	4	8	17	24	34	33	81	91	92	8	384	6.92
10	Accessibility of information about grade appeals.	12	7	18	24	48	20	37	45	53	130	264	6.18
11	Accessibility of information about grievances.	12	17	22	29	33	21	39	35	54	132	262	5.95

12	Student involvement in curriculum development.	15	27	31	33	56	28	37	42	50	74	319	5.60
13	Student involvement in academic policy development.	15	31	30	36	47	33	28	35	45	94	300	5.42
14	Program support of the student organization.	10	10	12	18	41	30	52	64	69	88	306	6.60
15	Faculty teaching that models behaviors of professional social workers.	5	14	11	16	38	25	58	76	144	7	387	7.18
16	Continuous improvement of the Program to meet new challenges.	9	18	17	22	44	25	68	75	92	22	370	6.64
17	Sufficient physical space to promote learning. <i>Only BSW and MSW students received this question.</i>	4	5	17	22	43	25	67	77	86	5	346	6.87
18	Sufficient physical space to promote student involvement in the program. <i>Only BSW and MSW students received this question.</i>	4	4	17	21	47	29	65	74	81	9	342	6.82
19	Sufficient technology to promote learning. <i>Only MSW Direct students received this question.</i>	0	0	1	1	1	2	7	6	26	1	44	8.07
20	Sufficient technology to facilitate student involvement in the program. <i>Only MSW Direct students received this question.</i>	0	0	0	1	1	1	8	9	25	0	45	8.18
21	Provision of timely information about scholarships. <i>Only BSW and MSW students received this question.</i>	7	7	32	25	46	28	55	58	60	33	318	6.30
22	Provision of career counseling to students.	15	19	30	28	39	23	56	55	62	68	327	6.05
23	Level to which the New Student Orientation prepares students for academic expectations.	8	19	23	16	45	33	69	67	88	28	368	6.56
24	Level to which the New Student Orientation prepares students for expected professional behaviors.	7	10	24	15	42	33	65	73	96	31	365	6.77

## Program Performance

### Annual Educational Climate Survey-2014 - IUPUI, IUB, IUE, IUSB & MSW Direct

<b>BSW/MSW Program Performance Statistics</b>	Min Value	Max Value	Mean	Variance	Standard Deviation	Total Responses	Total Respondents
Classroom learning environments that support respect for all persons. <i>Only BSW and MSW students received this question.</i>	1	9	7.51	3.17	1.78	348	348
Learning environments that support respect for all persons. <i>Only MSW Direct students received this question.</i>	3	9	7.86	2.45	1.56	44	44
Experiences outside the classroom that enhance learning.	1	9	7.03	3.70	1.92	380	380
Faculty/staff respect for diversity when dealing with students.	1	9	7.67	2.92	1.71	393	393
Provision of clear instructions for the admissions process.	1	9	7.15	3.63	1.91	373	373
Information about the continuum between BSW and MSW Programs and opportunities for admission with Advanced Standing. <i>Only BSW students received this question.</i>	1	9	6.51	4.84	2.20	133	133
Use of clear policies about student terminations from the Program.	1	9	7.15	3.94	1.98	323	323
Accessibility of academic advising.	1	9	6.68	5.31	2.30	384	384
Provision of feedback about my academic performance.	1	9	6.92	3.81	1.95	384	384
Accessibility of information about grade appeals.	1	9	6.18	5.34	2.31	264	264
Accessibility of information about grievances.	1	9	5.95	6.07	2.46	262	262
Student involvement in curriculum development.	1	9	5.60	5.91	2.43	319	319
Student involvement in academic policy development.	1	9	5.42	6.03	2.46	300	300
Program support of the student organization.	1	9	6.60	4.75	2.18	306	306
Faculty teaching that models behaviors of professional social workers.	1	9	7.18	4.32	2.08	387	387
Continuous improvement of the Program to meet new challenges.	1	9	6.64	4.99	2.23	370	370
Sufficient physical space to promote learning. <i>Only BSW and MSW students received this question.</i>	1	9	6.87	3.92	1.98	346	346
Sufficient physical space to promote student involvement in the program. <i>Only BSW and MSW students received this question.</i>	1	9	6.82	3.84	1.96	342	342
Sufficient technology to promote learning. <i>Only MSW Direct students received this question.</i>	3	9	8.07	2.11	1.45	44	44
Sufficient technology to facilitate student involvement in the program. <i>Only MSW Direct students received this question.</i>	4	9	8.18	1.38	1.17	45	45
Provision of timely information about scholarships. <i>Only BSW and MSW students received this question.</i>	1	9	6.30	4.79	2.19	318	318
Provision of career counseling to students.	1	9	6.05	5.93	2.44	327	327
Level to which the New Student Orientation prepares students for academic expectations.	1	9	6.56	5.00	2.24	368	368
Level to which the New Student Orientation prepares students for expected professional behaviors.	1	9	6.77	4.56	2.14	365	365

## Advisor Performance

---

### Annual Educational Climate Survey 2014 - IUPUI, IUB, IUE, IUSB, MSW Direct

---

Using the scale below, please rate how well your current social work program advisor's performance has met your expectations during the past academic year:

Annual Educational Climate Survey													
#	Question	Completely unacceptable performance 1	2	Minimally acceptable performance 3	4	Generally acceptable performance 5	6	Good level of performance 7	8	Excellent level of performance 9	Don't know / Does not Apply to me 10	Total Responses (Subtracting #10)	Mean
1	Clarity of information provided by my advisor.	15	11	16	7	36	13	46	53	83	6	280	6.66
2	Presentation of any options for the order of my coursework.	7	14	14	16	35	23	44	46	70	16	269	6.54
3	Provision of information about any consequences for my choices on the order of my coursework.	9	5	20	21	29	18	38	40	68	35	248	6.51
4	Information provided to me within a reasonable amount of time.	12	10	16	18	29	22	41	61	70	7	279	6.57
5	Variety of ways in which I can communicate with my advisor.	12	6	14	10	29	24	48	49	89	4	281	6.85
6	Advisor's knowledge of the curriculum.	9	7	7	13	21	21	35	50	112	11	275	7.20
7	Advisor's knowledge of campus services.	10	5	8	11	26	16	34	44	83	46	237	6.97
8	Advisor's information to me about sources for financial aid information.	12	11	7	14	28	15	29	34	63	72	213	6.49
9	Advisor's knowledge about services available for disabling conditions.	5	3	5	3	18	4	10	25	52	160	125	7.12
10	Advisor's knowledge of career exploration ideas after graduation.	8	9	16	10	23	11	17	45	80	66	219	6.82
11	Accuracy of information provided by my advisor.	11	12	10	9	30	9	29	53	106	16	269	7.01

## Advisor Performance

---









### Annual Educational Climate Survey-2014 - IUPUI, IUB, IUE, IUSB, MSW Direct

---





<b>BSW/MSW Advisor Performance Statistics</b>	Min Value	Max Value	Mean	Variance	Standard Deviation	Total Responses	Total Respondents
Clarity of information provided by my advisor.	1	9	6.66	5.89	2.43	280	280
Presentation of any options for the order of my coursework.	1	9	6.54	5.23	2.29	269	269
Provision of information about any consequences for my choices on the order of my coursework.	1	9	6.51	5.44	2.33	248	248
Information provided to me within a reasonable amount of time.	1	9	6.57	5.50	2.34	279	279
Variety of ways in which I can communicate with my advisor.	1	9	6.85	5.12	2.26	281	281
Advisor's knowledge of the curriculum.	1	9	7.20	4.82	2.19	275	275
Advisor's knowledge of campus services.	1	9	6.97	5.12	2.26	237	237
Advisor's information to me about sources for financial aid information.	1	9	6.49	6.15	2.48	213	213
Advisor's knowledge about services available for disabling conditions.	1	9	7.12	5.40	2.32	125	125
Advisor's knowledge of career exploration ideas after graduation.	1	9	6.82	6.06	2.46	219	219
Accuracy of information provided by my advisor.	1	9	7.01	5.76	2.40	269	269





**Ethnicity (Mark all that apply):**

#	Answer	Bar	Response	%
1	Native North American/First Nation		11	3.00%
2	Asian or Pacific Islander		3	0.82%
3	African Descent/Black (not Hispanic/Latino/a)		35	9.54%
4	Chicano/Mexican		3	0.82%
5	Puerto Rican		3	0.82%
6	Other Hispanic/Latino/a		8	2.18%
7	European/Caucasian (not Hispanic/Latino/a)		299	81.47%
8	Other		25	6.81%
	Total		387	100.00%

## Marital Status

#	Answer	Bar	Response	%
1	Single		167	44.89%
2	Married		157	42.20%
3	Divorced		32	8.60%
4	Separated		1	0.27%
5	Widowed		2	0.54%
6	Other		13	3.49%
	Total		372	100.00%

## Employed While Enrolled in IUSSW

#	Answer	Bar	Response	%
1	Yes		279	74.60%
2	No		95	25.40%
	Total		374	100.00%